


E

1. Enjuagar el tubo con la muestra.
2. Llenar el tubo hasta 10 ml.
3. Añadir 1 pastilla **Alkavis** al tubo.
4. Apalastaria y mezclar.
5. Resultado es **Alcalinidad (mg/l CaCO₃)**.



**Comparator – Alkalinity (Alkavis)
Wagtech**

Order Code
Bestell-Nr
Reference de commande
Numero de pedido
Cod.art ogni
WAG-WE15392 Alkalinity (Alkavis) CaCO₃
(0 – 250 mg/l) Comparator Disc
WAG-WE10300 Alkalinity (Alkavis)
Comparator Reagent Pack
PT 502 Crush/Stir Rods Pack (10)
PT 663 Test Tube Brush
WAG-WE10197 Comparator Test Tubes (5)

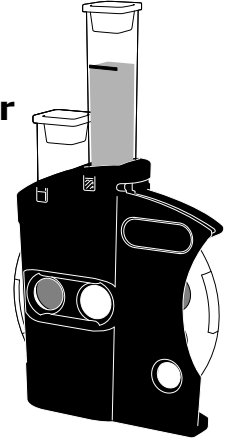
**Comparator – Alkalinity (Alkavis)
Palintest**

Order Code
Bestell-Nr
Reference de commande
Numero de pedido
Cod.art ogni
CKD 1192 Alkalinity (Alkavis) CaCO₃
(0 – 250 mg/l) Comparator Disc
AK 192 Alkalinity (Alkavis) Comparator Reagent Pack
PT 502 Crush/Stir Rods Pack (10)
PT 663 Test Tube Brush
PT 521/5 Comparator Test Tubes (5)

**Contour
Comparator**

Instruction Manual
Bedienungsanleitung
Mode d'emploi
Istruzioi d'uso
Instrucciones


0–250 mg/l CaCO₃
Alkalinity (Alkavis)



ZI INST 208 V1


I

1. Sciacquare la fiala con il campione.
2. Aggiungere 10 ml all fiala.
3. Aggiungere 1 compressa **Alkavis** alla fiala.
4. Romperla e miscelare.
5. Il risultato è **Alcalinità (mg/l CaCO₃)**.




F

1. Rincer le tube.
2. Ajouter 10 ml dans le tube.
3. Ajouter un comprimé **Alkavis** dans le tube.
4. Ecraser et mélanger.
5. Le résultat est **Alcalinité (mg/l CaCO₃)**.



D

1. Spülen Sie das Reagenzglas aus.
2. Fügen Sie 10 ml Probe in das Reagenzglas.
3. Fügen Sie 1 Tablette **Alkavis**.
4. Gedränge und mischen.
5. Das Ergebnis ist **Alkalinität (mg/l CaCO₃)**.



GB

1. Rinse tube with sample.
2. Add 10 ml sample into the tube.
3. Add 1 **Alkavis** tablet.
4. Crush and mix.
5. Result is **Alkalinity (mg/l CaCO₃)**.

