

Palintest

Water Analysis Technologies

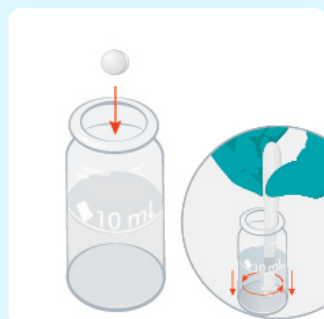
Zinc	
Photometric test for Zinc in natural and treated water	
COLOUR CHANGE	Orange to Purple to Blue
RANGE:	0 - 2 mg/L Zn
TECHNICAL RESOURCE:	Zinc Test Method, Technical Information

01



Fill to the 10 mL line with sample.

02



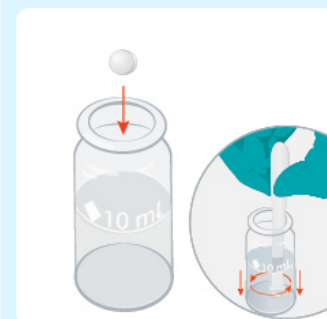
If chlorine is present, add a Zinc-Dechlor tablet and crush and stir. Otherwise, skip this step.

03



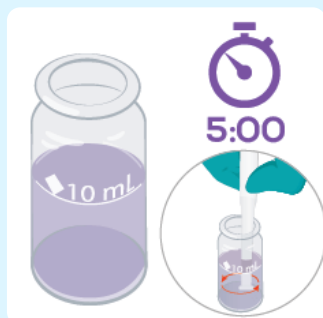
Use this to "blank" the instrument. Place in cell holder and press Blank.

04



Then, add a Zinc tablet and crush and stir.

05



Wait 5 minutes. Then, stir again.

06



Place the tube in the cell holder and press Measure to obtain the concentration of Zinc.